

HOFFMANN POWER PRODUCTS

PARTS LIST 2017

H-HL80A – PISTON PULLEY PUMP



ALL PARTS ARE SUBJECT TO STANDARD HOFFMANN TERMS AND CONDITIONS OF SALE 2010

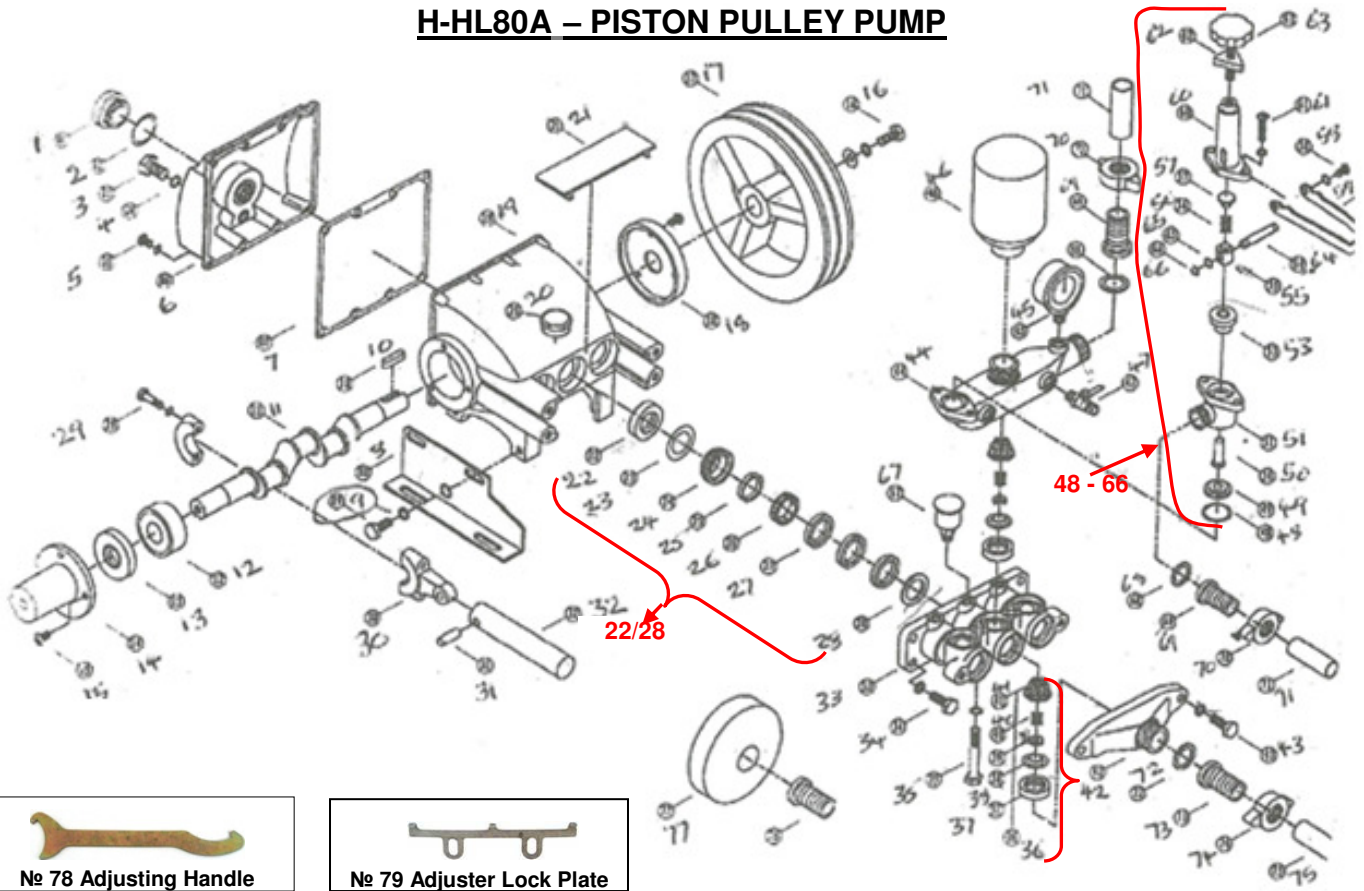
Replacement parts are not manufactured, sold or warranted by O.E.M's and any part numbers and or descriptions are used for identification purposes only.

Manufacturers names, numbers and descriptions are used for reference purposes only and it is not implied that any part listed is the product of the manufacturers.

All pictures and drawings are for reference purposes only; any specifications appearing in any documents emanating from The Company are approximate only and are subject to modifications without notice.

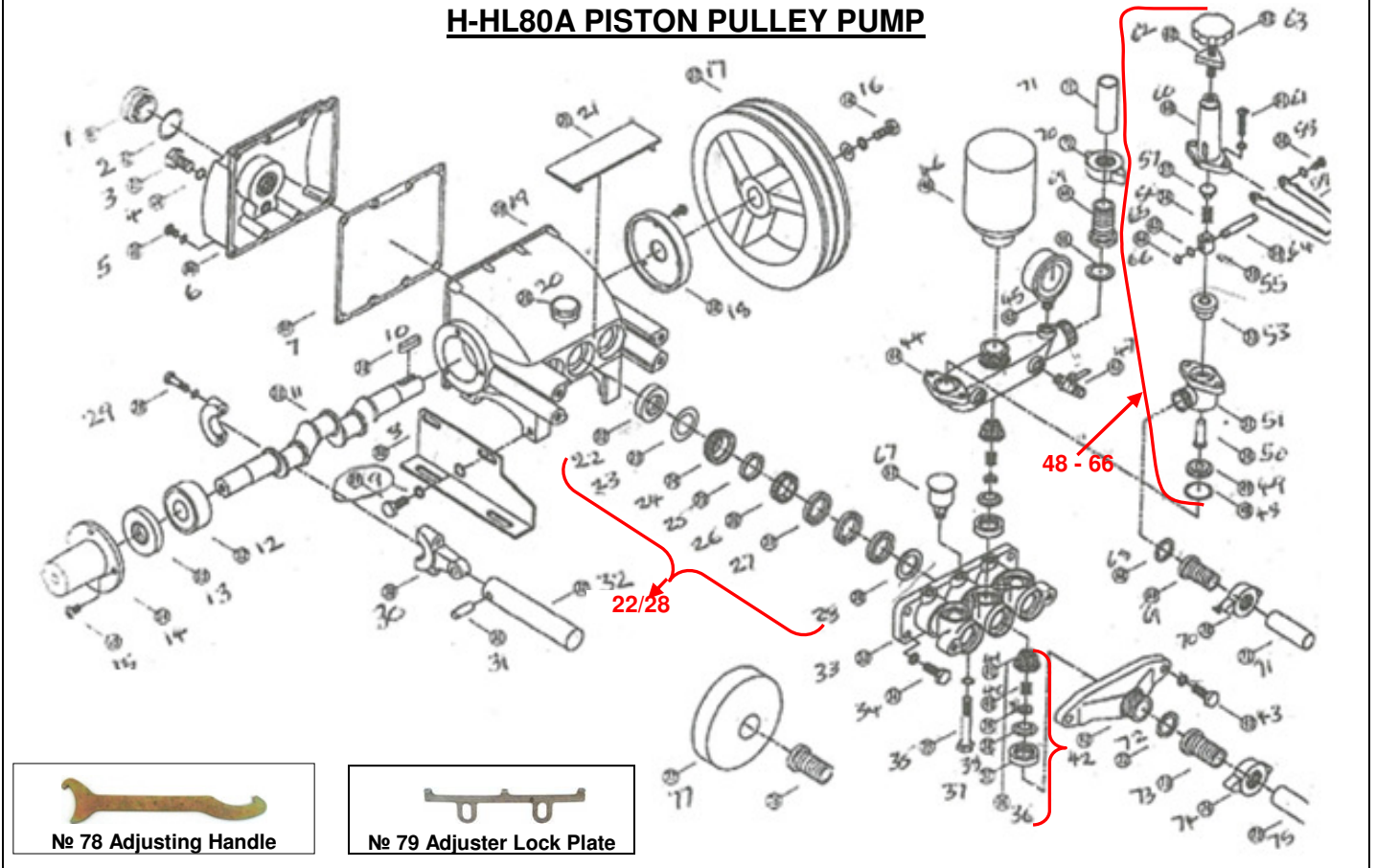
All rights reserved, material contained in this publication for which copyright is acknowledged. No part of this publication may be reproduced or transmitted in any form or by any means without written permission of the copyright holder. Copyright Hoffmann International©2012.

H-HL80A – PISTON PULLEY PUMP



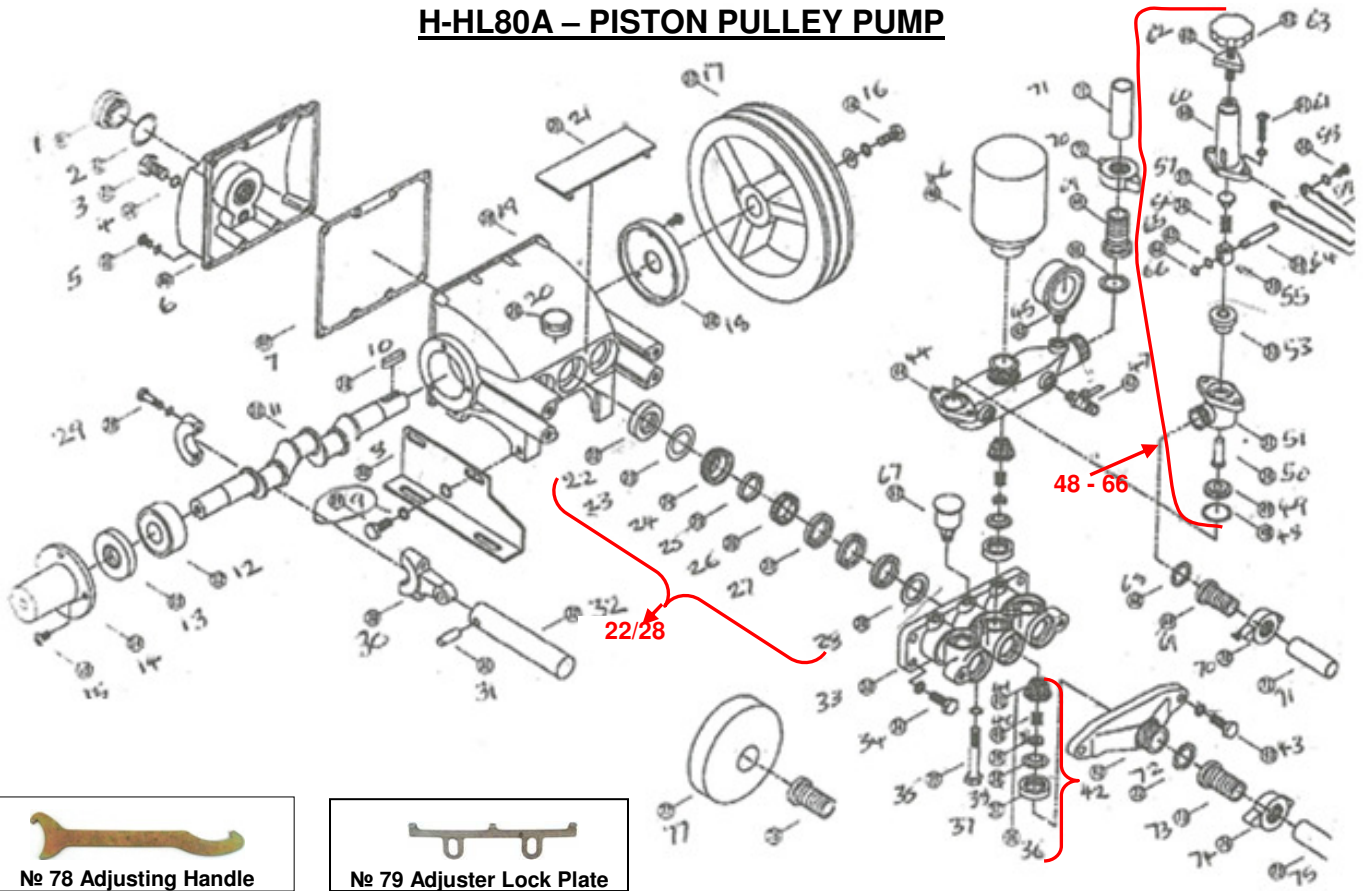
No.	Description	Part No
1	Oil Gauge	HL80A-C0001
2	'O' Ring Oil Gauge	
3	Drain Plug	HL80A-C0003
4	Drain Plug 'O' Ring	
5	Bolt, Crankshaft Cover	HL80A-C0005
6	Crankcase Cover	HL80A-C0006
7	Gasket, Crankcase Cover	HL80A-C0007
8	Crankcase Base – Set of Two	HL80A-C0008-2
9	Bolt, Crankcase Base	HL80A-C0009
10	Key, Crankshaft	HL80A-C0010
11	Crankshaft	HL80A-C0011
12	Ball Bearing, Crankshaft	HL80A-C0012
13	Oil Seal, Crankshaft	HL80A-C0013
14	Crankshaft Cover	HL80A-C0014-1
15	Bolt, Crankshaft Cover	HL80A-C0015
16	Bolt, V-Pulley	HL80A-C0016
17	V-Pulley	HL80A-C0017
18	Ball Bearing Case	HL80A-C0018
19	Crankcase	HL80A-C0019
20	Oil Inlet Cover (Fits All)	HL80A-C0020-1
21	Dust Cover	HL80A-C0021
22	Complete Seal Kit	HL80A-C0022-28

H-HL80A PISTON PULLEY PUMP



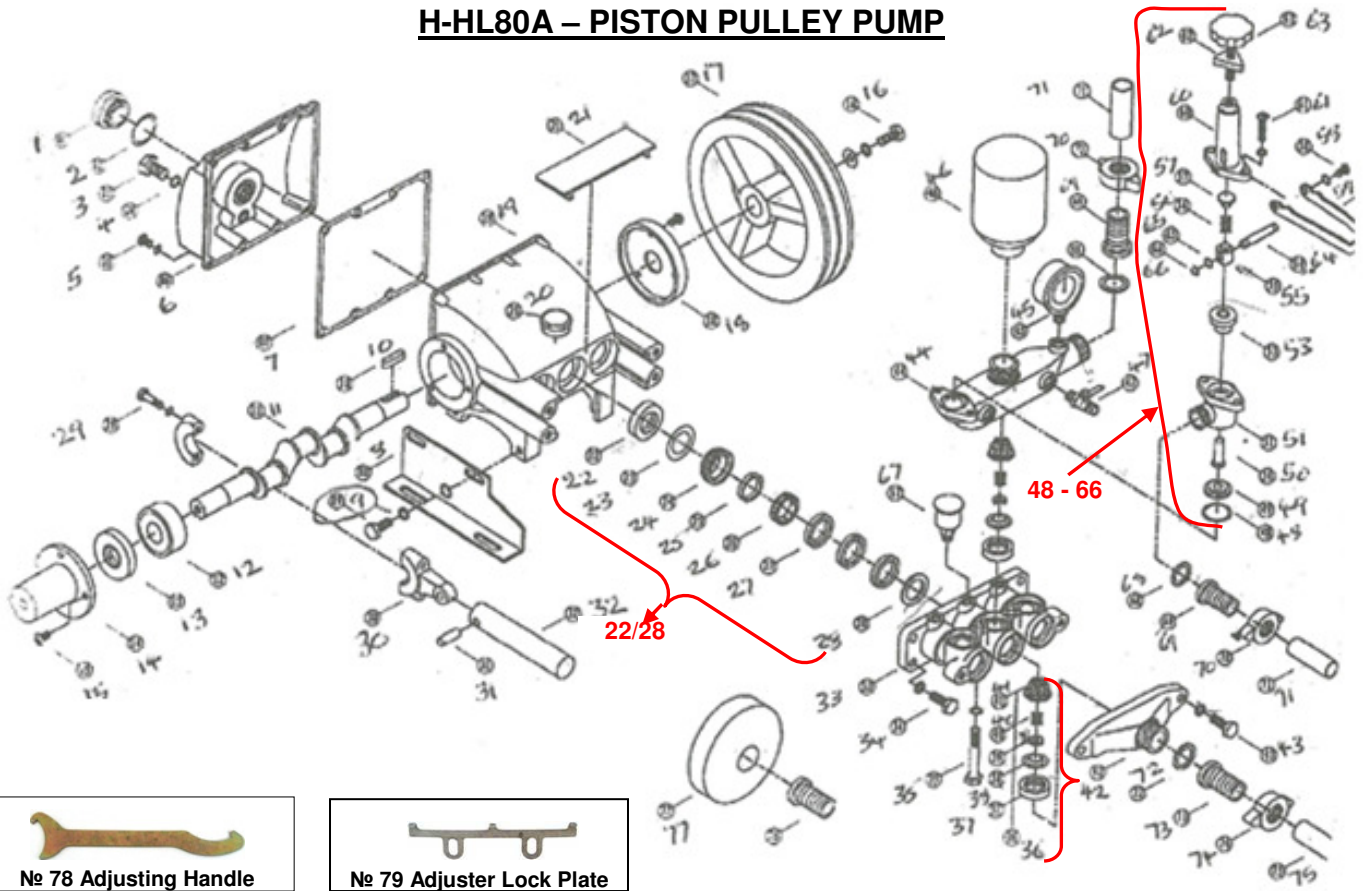
No.	Description	Part No
23	Breakwater Ring	
24	Adjusting Ring	HL80A-C0024
25	Grease Seal	
26	Grease Ring	HL80A-C0026
27	V-Packing	
28	V-Packing Seal	
29	Bolt, Conrod	
30	Conrod	HL80A-C0030
31	Plunger Pin	HL80A-C0031
32	Plunger	HL80A-C0032-1
33	Cylinder	HL80A-C0033-1
34	Bolt, Cylinder	HL80A-C0034
35	Bolt 11 ^{mm} x 59 ^{mm} Cylinder	HL80A-C0035
36	Valve Assembly	HL80A-C0036-1
37	Valve Seal	
38	Valve Seat	
39	Valve Flat	
40	Valve Spring	
41	Valve Body	
42	Suction Chamber	HL80A-C0042-1
43	Bolt 11 ^{mm} x 45 ^{mm} , Suction Chamber	HL80A-C0043

H-HL80A – PISTON PULLEY PUMP



No.	Description	Part No
44	Water Outlet Chamber	HL80A-C0044
45	Pressure Gauge	HL80A-C0045
46	Air Chamber	HL80A-C0046
47-1	Cock Valve	HL80A-C0047-1
48	Outlet Plug Unloader Assembly	HL80A-C0047-10 HL80A-C0048-66
49	Flat Valve	
50	Body Overflow Spindle	
51	Body Overflow	
52		
53	Oil Seal	
54		
55	Pressure Adj. Slip	
56	Pressure Adj. Spring	
57	Spring Upper Plug	
58	Bolt	
59	Handle	
60	Spring Box	
61	Bolt	
62	Adj. Pressure Wheel	
63	Adj. Pressure Knob	
64	Transverse Pin	
65	Flat Pad	
66	Spring Blocking Ring	

H-HL80A – PISTON PULLEY PUMP



No.	Description	Part No
67	Grease Cup	HL80A-C0067-1
68	Overflow Hose Washer	
69	Overflow Hose Core	
70	Overflow Hose Wing Cap	
71	Overflow Hose	HL80A-C0071
72	Suction Hose Washer	
73	Suction Hose Core	
74	Suction Hose Wing Cap	
75	Suction Hose	HL80A-C0075
76	Suction Hose Core	
77	Suction Strainer Assly	HL80A-C0077
78	Adjusting Handle	HL80A-Adj.Handle
79	Adjuster Locker Plate	HL80A-Adj Lck Plt